






*need more time & fare on peak season
because of heavy traffic jam

✓ **Location** : east of Kyoto city

✓ **Distance** : 3.6 mile (5.7 km) from Kyoto Station

✓ **Transportation & Time / Fare for an adult** © guidetokyo.com

 Subway	17 min + 5 min walk	¥260
 Local Bus	over 40 min include walk	¥230
 Limited Exp.	about 30 min include walk	¥500
 Taxi	20 min*	over ¥1700* a car
 Bicycle	about 35 min	

✓ **From near Bus Stop** : ① Nanzenji Eikando-michi (7 min)

② Okazakikoen Bijutsukan Heianjingu-mae (12 min)

✓ **From near Station** : **Subway Keage Station** (5 min)