





- ✓ **Location** : east of Kyoto city
- ✓ **Distance** : 3.7 mile (6.0 km) from Kyoto Station
- ✓ **Transportation & Time / Fare for an adult**

 Subway	17 min + 10 min walk	¥260
 Local Bus	over 40 min include walk	¥230
 Taxi	20 - 25 min*	about ¥2500* a car
 Bicycle	about 40 min	

*need more time & fare on peak season because of heavy traffic jam

- ✓ **From near Bus Stop** : ① Nanzenji Eikando-michi (4 min)
② Miyanomaecho (4 min)
- ✓ **From near Station** : **Subway Keage Station** (10 min)