





- ✓ **Location** : east of Kyoto city
- ✓ **Distance** : 3.7 mile (6.0 km) from Kyoto Station
- ✓ **Transportation & Time / Fare for an adult**

 <b>Subway</b>	17 min + 10 min walk	¥260
 <b>Local Bus</b>	over 40 min include walk	¥230
 <b>Taxi</b>	20 - 25 min*	over ¥1900* a car
 <b>Bicycle</b>	about 40 min	

\*need more time & fare on peak season because of heavy traffic jam

- ✓ **From near Bus Stop** : ① Nanzenji Eikando-michi (4 min)  
② Miyanomaecho (4 min)
- ✓ **From near Station** : **Subway Keage Station** (10 min)