






*need more time & fare on peak season
because of heavy traffic jam

✓ **Location** : east of Kyoto city

✓ **Distance** : 4.4 mile (7 km) from Kyoto Station

✓ **Transportation & Time / Fare for an adult**

© guidetokyo.com

 Subway	17 min + 15 min walk	¥260
 Local Bus	over 37 min + 6 min walk	¥230
 Limited Exp.	about 24 min + 2 min walk	¥500
 Taxi	25 min*	over ¥2000* a car
 Bicycle	about 40 min	

✓ **From near Bus Stop** : ① Ginkakuji-michi (6 min) Nanzenji Eikando-michi (9 min) ② Ginkakuji-mae, Miyanomaecho (2,3 min)

✓ **From near Station** : **Subway Keage Station** (15 min)